



Firma

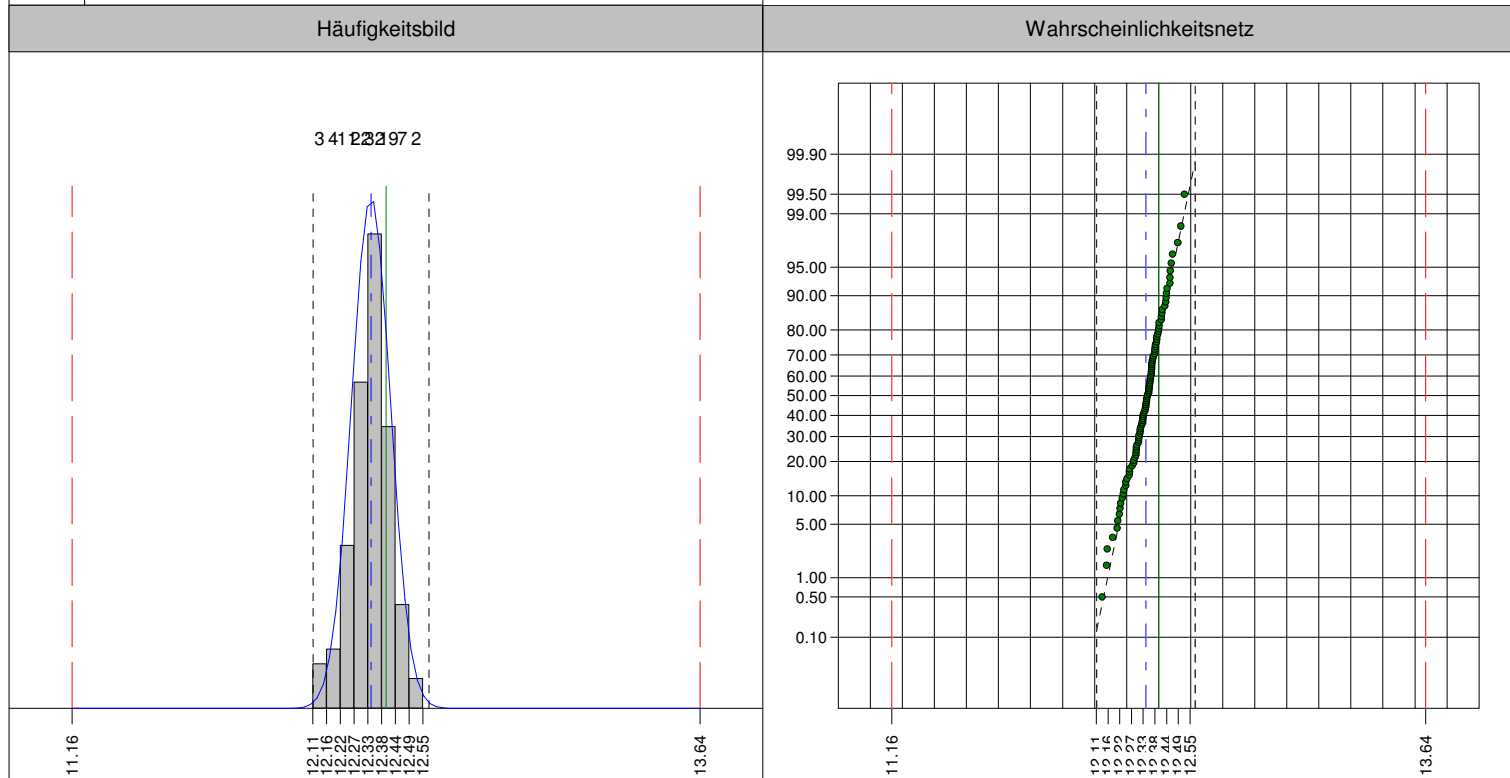
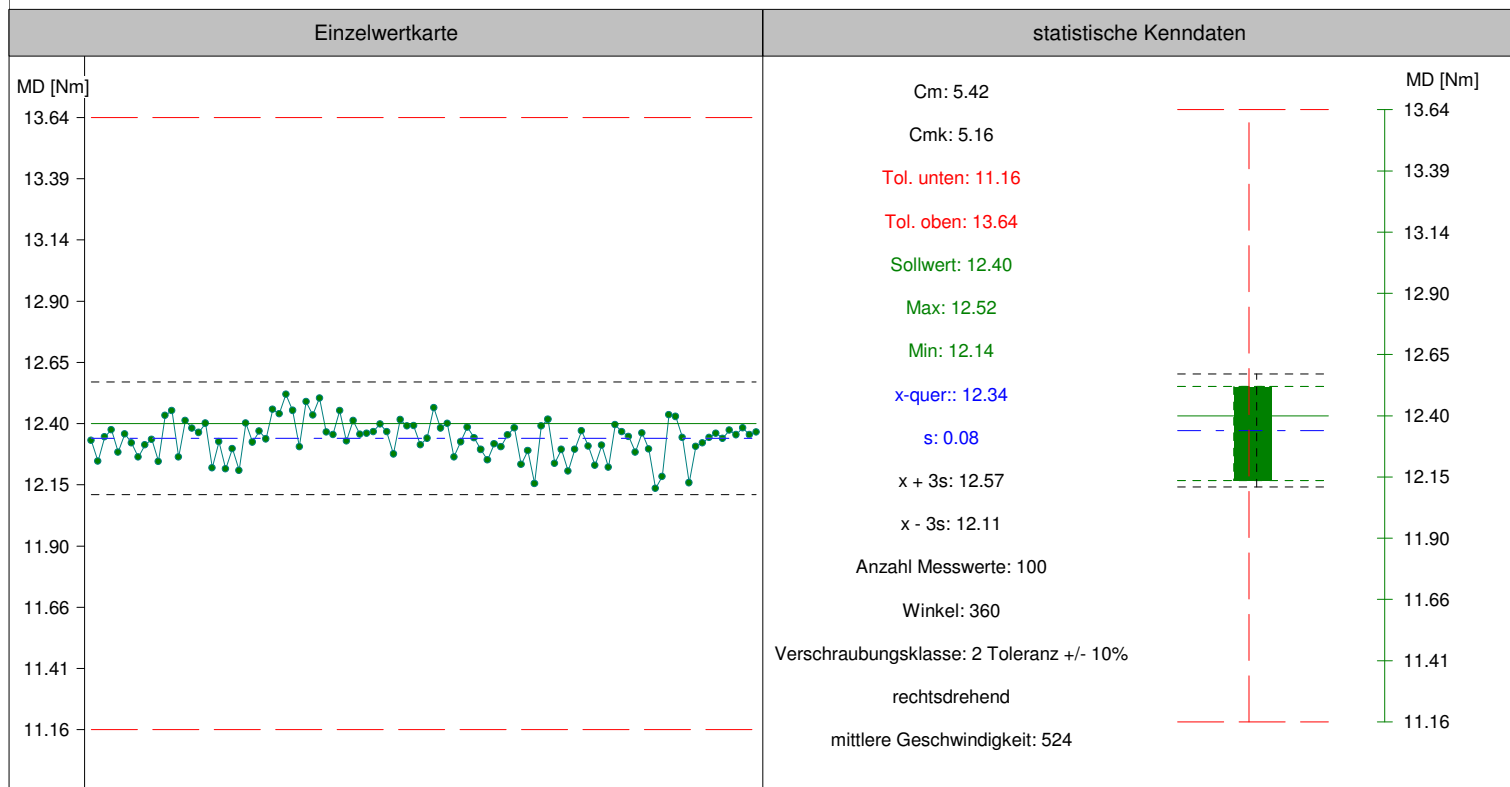
Sanwald

08.02.2012 10:36:08

MtB/EMG3

249

Seite 1/1



Einzelwerte:	01. 12.33 (365°) 02. 12.25 (367°) 03. 12.35 (363°) 04. 12.38 (369°) 05. 12.28 (363°) 06. 12.36 (367°) 07. 12.32 (360°) 08. 12.26 (366°) 09. 12.31 (361°) 10. 12.34 (363°) 11. 12.25 (365°) 12. 12.43 (370°) 13. 12.45 (369°) 14. 12.26 (363°) 15. 12.41 (370°) 16. 12.38 (369°) 17. 12.36 (373°) 18. 12.40 (365°) 19. 12.22 (359°) 20. 12.33 (375°) 21. 12.22 (364°) 22. 12.30 (350°) 23. 12.21 (345°) 24. 12.40 (361°) 25. 12.32 (362°) 26. 12.37 (352°) 27. 12.34 (353°) 28. 12.46 (361°) 29. 12.44 (361°) 30. 12.52 (372°) 31. 12.45 (368°) 32. 12.31 (361°) 33. 12.49 (365°) 34. 12.43 (370°) 35. 12.50 (364°) 36. 12.37 (362°) 37. 12.36 (362°) 38. 12.45 (363°) 39. 12.33 (365°) 40. 12.41 (359°) 41. 12.36 (363°) 42. 12.36 (364°) 43. 12.37 (357°) 44. 12.40 (365°) 45. 12.37 (357°) 46. 12.28 (359°) 47. 12.42 (360°) 48. 12.39 (362°) 49. 12.39 (361°) 50. 12.31 (356°) 51. 12.34 (356°) 52. 12.46 (368°) 53. 12.38 (358°) 54. 12.40 (358°) 55. 12.26 (352°) 56. 12.33 (356°) 57. 12.39 (358°) 58. 12.34 (362°) 59. 12.30 (353°) 60. 12.25 (355°) 61. 12.32 (355°) 62. 12.31 (361°) 63. 12.35 (360°) 64. 12.38 (362°) 65. 12.23 (355°) 66. 12.29 (355°) 67. 12.16 (446°) 68. 12.39 (365°) 69. 12.42 (556°) 70. 12.24 (357°) 71. 12.30 (352°) 72. 12.21 (355°) 73. 12.30 (361°) 74. 12.37 (356°) 75. 12.31 (358°) 76. 12.23 (333°) 77. 12.31 (342°) 78. 12.22 (344°) 79. 12.40 (357°) 80. 12.37 (362°) 81. 12.35 (356°) 82. 12.28 (357°) 83. 12.36 (360°) 84. 12.30 (353°) 85. 12.14 (523°) 86. 12.19 (427°) 87. 12.44 (549°) 88. 12.43 (357°) 89. 12.34 (355°) 90. 12.16 (347°) 91. 12.31 (622°) 92. 12.32 (516°) 93. 12.34 (360°) 94. 12.36 (517°) 95. 12.34 (579°) 96. 12.37 (356°) 97. 12.35 (347°) 98. 12.38 (349°) 99. 12.35 (344°) 100. 12.37 (348°)
--------------	----------------------------------------------------------------------------------------------------------------------------------------------------------------------------------------------------------------------------------------------------------------------------------------------------------------------------------------------------------------------------------------------------------------------------------------------------------------------------------------------------------------------------------------------------------------------------------------------------------------------------------------------------------------------------------------------------------------------------------------------------------------------------------------------------------------------------------------------------------------------------------------------------------------------------------------------------------------------------------------------------------------------------------------------------------------------------------------------------------------------------------------------------------------------------------------------------------------------------------------------------------------------------------------------------------------------------------------------------------------------------------------------------------------------------------------------------------------------------------------------------------------------------------------------------------------------------------------------------------------------------------------------------------------------------------------------------------------------------------------------------------------------

- LI 201 000 011 - 2.00-15.00 Nm - 0.00 -3 602 D94 601 -Bosch -Schrauber (allg.)

MFU vom 08.02.2012 auf BLM3860 (3860SK.055 -) Zelle/Kanal 3

Einheit: MD [Nm]Anzahl Messwerte: Mittelwert (x-quer): Standardabweichung: 0.08 Cm: 5.42 Cmk: 5.16 i. O.

Normalverteilung Toleranz Sollwert Mittelwert (x-quer): 6s (x ± 3 s)

Kurvengrafik

Drehm.

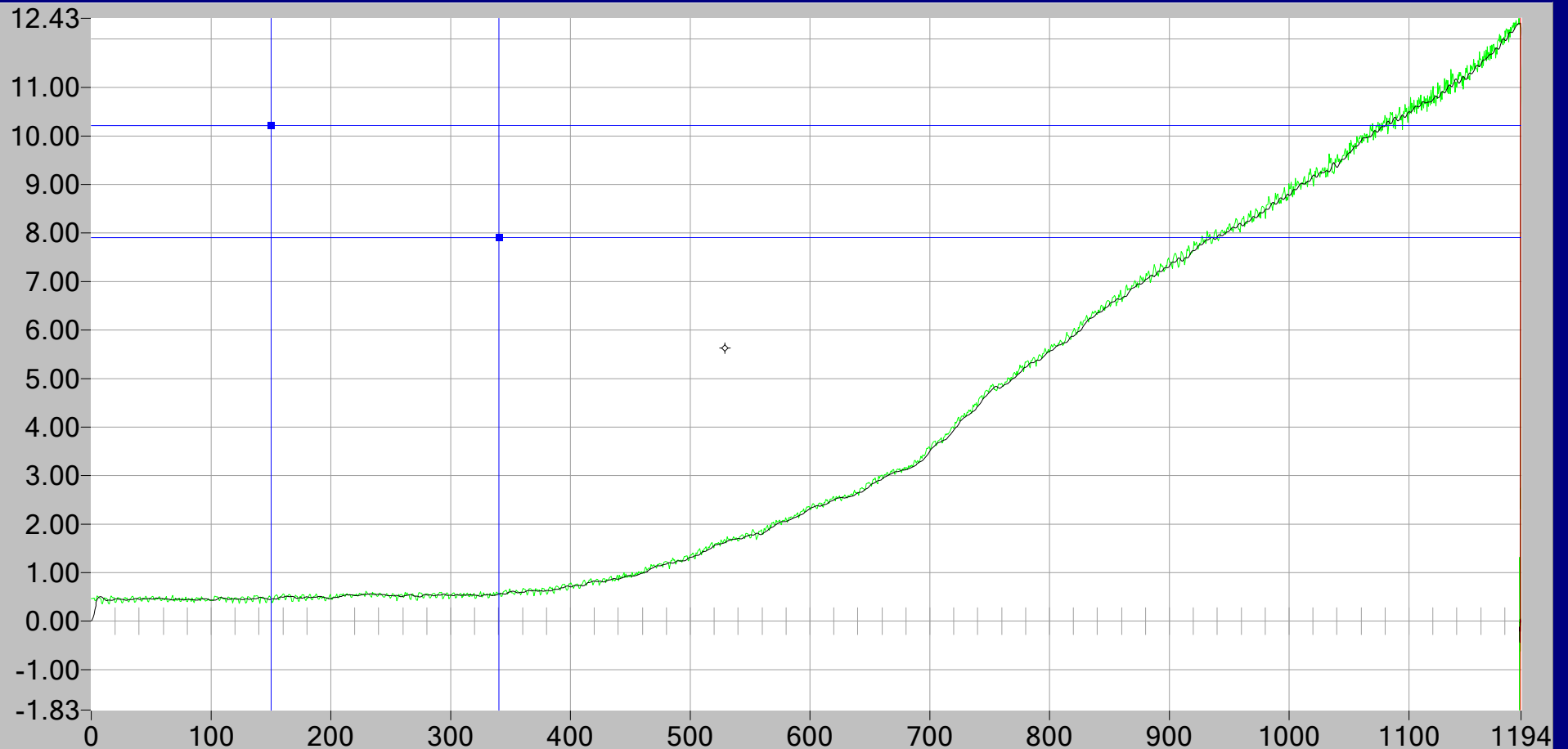
12.32

Winkel

362

Freq.

4000



Grenzfrequ. 300 Hz

°: 529.023, Nm: 5.63

Drehm.-Zeit



Drehm.-Winkel

Zoom

Restore

Laden

Speichern

Filter

Drucken

Ende

Kurvengrafik

Drehm.

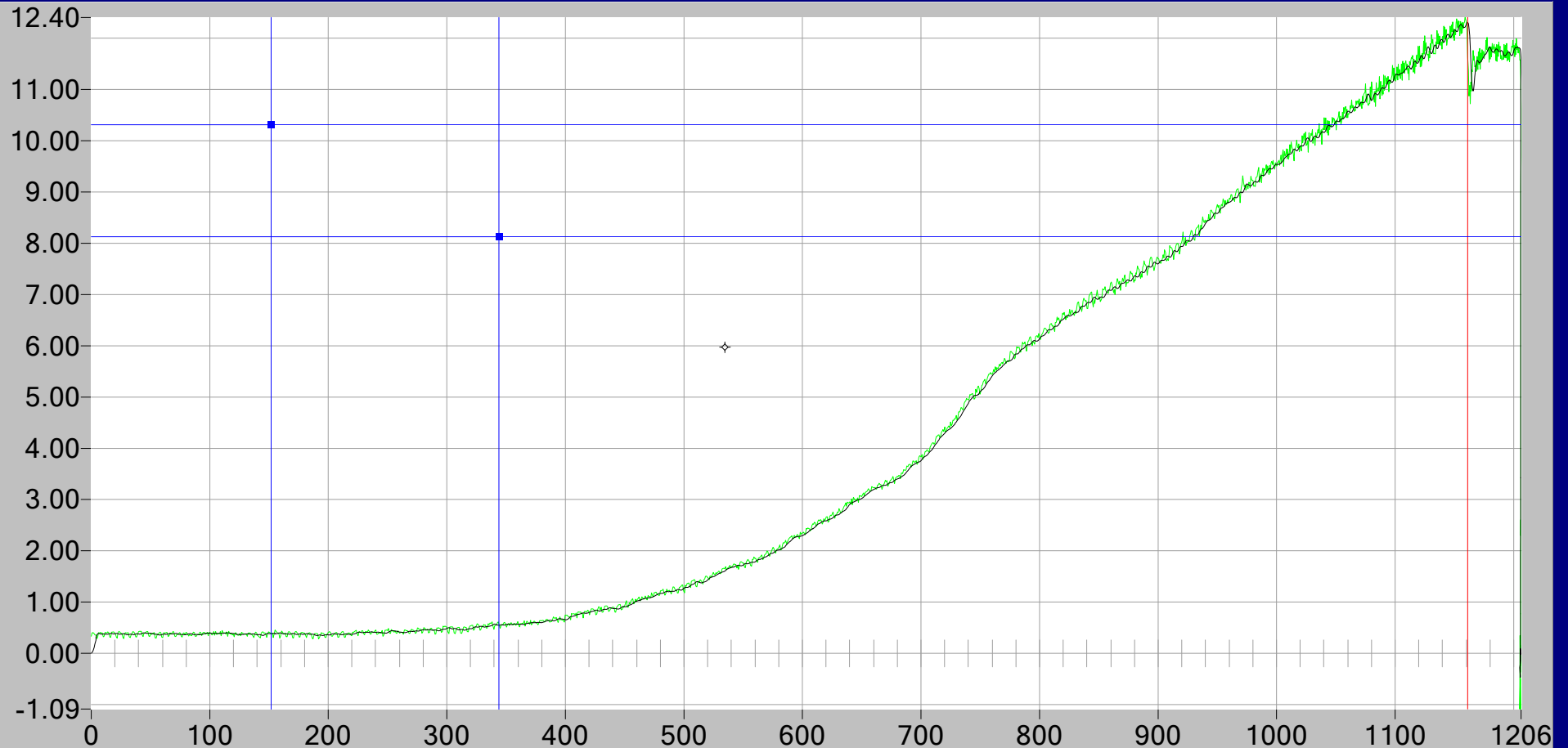
12.31

Winkel

358

Freq.

4000



Grenzfreq. 300 Hz

°: 534.619, Nm: 5.97

Drehm.-Zeit



Drehm.-Winkel

Zoom

Restore

Laden

Speichern

Filter

Drucken

Ende